




CiViCRM workshop 2016 Aug

オープンソースCiViCRM for Drupalを学ぶ
世界中の市民活動で使われている

講師 浜田 忠久 程田 和義



アジェンダ

- CiViCRMについて
- 実際のインストールから操作概要まで
- 市民活動でのオープンソースCMS Drupal
- まとめ（市民活動と情報化）
- Drupalとクラウドの最新動向、市民活動に最適なさくらクラウドのご紹介
- 導入から保守サポート込みの「Jcafe市民活動向けさくらクラウドサービス」の概要
- Googleの非営利団体向けプログラム [Google for Nonprofitsのご紹介](#)
- Q&A

市民活動で有名な CiviCRM

- CiviCRM <https://civicrm.org/>
- 8000以上の団体で利用、コンタクト、会員管理、イベント他
- Drupal https://www.drupal.org/project/civicrm_starterkit

CiviCRM Starter Kit

[View](#) [Version control](#) [Revisions](#)

Posted by [kreynen](#) on May 24, 2012 at 3:52am

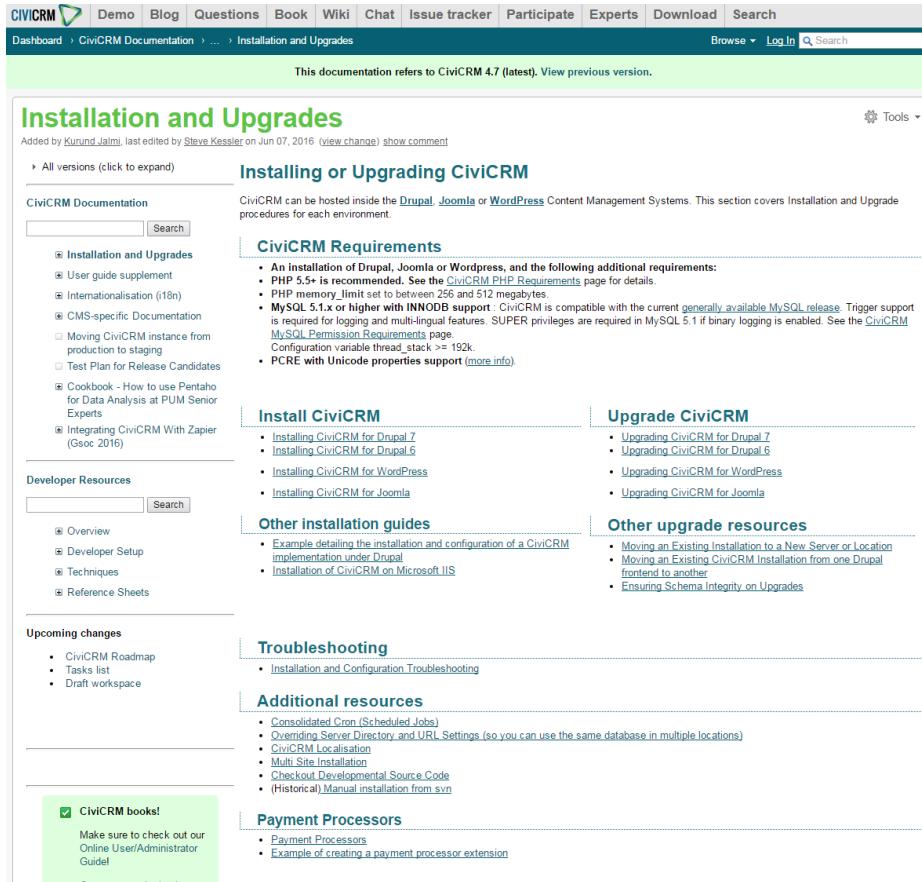
CiviCRM is used by more than 8000 organizations to provide contact, contribution, membership, event, and mailing management including several organizations most people using open source will recognize:

- Drupal Association
- Free Software Foundation
- Electronic Frontier Foundation
- Creative Commons

This distribution bundles Drupal and CiviCRM into a single download along with some of the most popular CiviCRM related modules making it much easier to get started. This is a **STARTER KIT!** These are not the only modules you will likely want to add to Drupal or extension to CiviCRM. You can find additional Drupal modules and native CiviCRM Extensions you may want to add in the [CiviCRM Extensions Directory](#). The CiviCRM Starter Kit is a great starting point for a non-profit, but additional use case specific distributions can extend this configuration. The [Community Media Starter Kit](#) adds media management and class based certification to the features included the base CiviCRM Starter Kit. Additional distributions could be created to customize Drupal and CiviCRM for schools, churches, political organizations, mountain biking groups, etc.

A screenshot of the CiviCRM website's "FEATURES" page. The page has a dark blue header with the CiviCRM logo and navigation links: FEATURES, GET STARTED, GET INVOLVED, SUPPORT US, ABOUT, BLOG, HELP, EXPERTS, CONTACT, LOGIN. The main content area is a dark blue box with the title "FEATURES" and the subtitle "Our features are designed from the ground up to meet your needs." Below this are nine feature icons arranged in a 3x3 grid: 1. Configurable & Customizable (gear icon), 2. Accounting Integration (calculator icon), 3. Memberships (group of people icon), 4. Contacts (person icon), 5. Case Management (briefcase icon), 6. Events (calendar icon), 7. Email Marketing (envelope icon), 8. Advocacy Campaigns (megaphone icon), 9. Peer-to-peer fundraisers (group of people icon). At the bottom, it says "And there's more! Check out our [full feature list](#) and [extensions directory](#) for more ways to make use of CiviCRM".

CiviCRMのインストール



The screenshot shows the CiviCRM documentation website. The main heading is "Installation and Upgrades". Below it, there is a section for "CiviCRM Requirements" with a list of prerequisites including PHP 5.5+, MySQL 5.1.x or higher with INNODB support, and PCRE with Unicode properties support. There are also sections for "Install CiviCRM" (with links for Drupal 7, Drupal 6, WordPress, and Joomla), "Upgrade CiviCRM" (with links for Drupal 7, Drupal 6, WordPress, and Joomla), "Other installation guides", "Other upgrade resources", "Troubleshooting", "Additional resources", and "Payment Processors". A sidebar on the left contains navigation links for "All versions", "CiviCRM Documentation", "Developer Resources", and "Upcoming changes".

Drupal 7 版を選択

<https://wiki.civicrm.org/confluence/display/CRMDOC/Installation+and+Upgrades>



CiviCRMのインストールマニュアル



CiviCRM 101 About Find an Expert

Community ▾ Resources ▾ Login

HOME > GET STARTED > READ DOCUMENTATION

DOCUMENTATION

CiviCRM offers community contributed documentation for users, administrators and developers. Reviewing and improving documentation is a great way to improve your understanding of the software and contribute to CiviCRM. See <https://github.com/civicrm/civicrm-docs/> for more information.

USER GUIDES

- User and Administrator guide - version 4.7
- User and Administrator guide - version 4.6
- As well as the above, you may find useful user oriented information in our [documentation wiki](#).

ADMINISTRATOR GUIDES

- Installation and upgrade guides for administrators can be found on our [wiki](#).

DEVELOPER DOCUMENTATION

- [Developer Documentation](#)

<https://civicrm.org/documentation>

CiviCRMのその他のマニュアル



CiviCRM 101 About Find an Expert

Community ▾ Resources ▾ Login

HOME > GET STARTED > READ DOCUMENTATION

DOCUMENTATION

CiviCRM offers community contributed documentation for users, administrators and developers. Reviewing and improving documentation is a great way to improve your understanding of the software and contribute to CiviCRM. See <https://github.com/civicrm/civicrm-docs/> for more information.

USER GUIDES

- User and Administrator guide - version 4.7
- User and Administrator guide - version 4.6
- As well as the above, you may find useful user oriented information in our [documentation wiki](#).

ADMINISTRATOR GUIDES

- Installation and upgrade guides for administrators can be found on our [wiki](#).

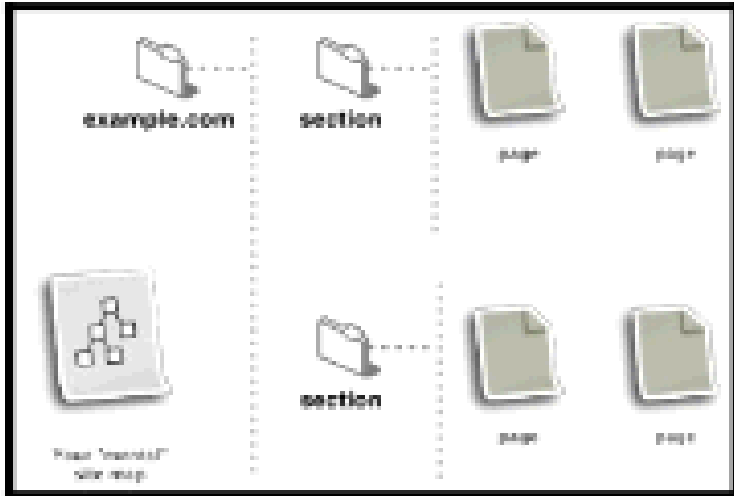
DEVELOPER DOCUMENTATION

- [Developer Documentation](#)

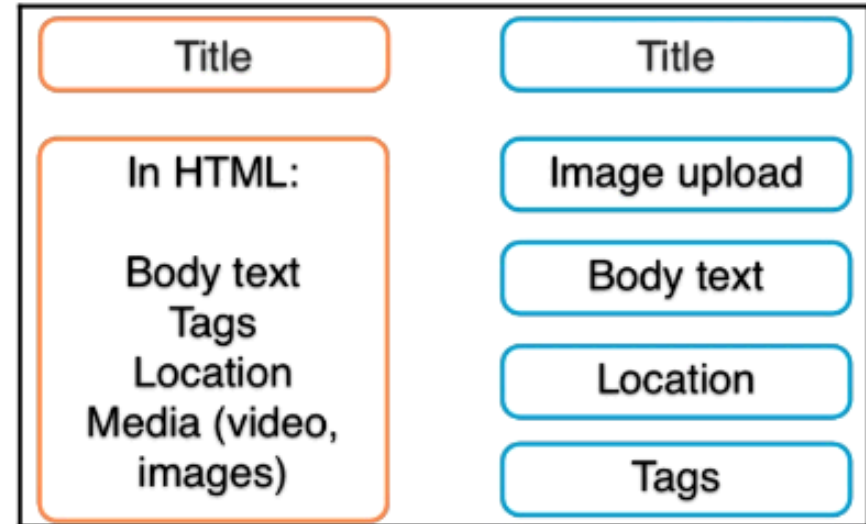
<https://civicrm.org/documentation>

Drupal とは?

ホームページのコンテンツ
を部品化



部品として構造化で管理



Drupal とは?

レゴと同じ概念

シンプルなものから大規模まで



Attribution-NoDerivs 2.0 Generic (CC BY-ND 2.0)
by JuditK
<http://www.flickr.com/photos/juditk/5879492679/>



Attribution 2.0 Generic (CC BY 2.0)
By creative.paradox
<http://www.flickr.com/photos/edmands/2771878770/>



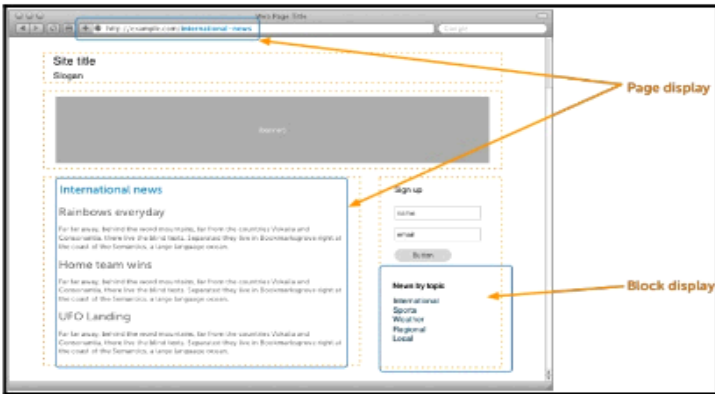
Attribution 2.0 Generic (CC BY 2.0)
By Sirius™
<http://www.flickr.com/photos/sontranphotos/6305186977/>



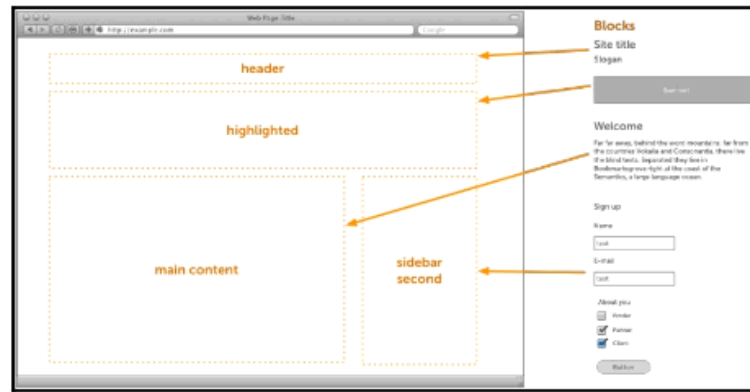
Attribution 2.0 Generic (CC BY 2.0)
By V&A Steamworks
<http://www.flickr.com/photos/32482342@N05/6232526245/>

What is Drupal ?

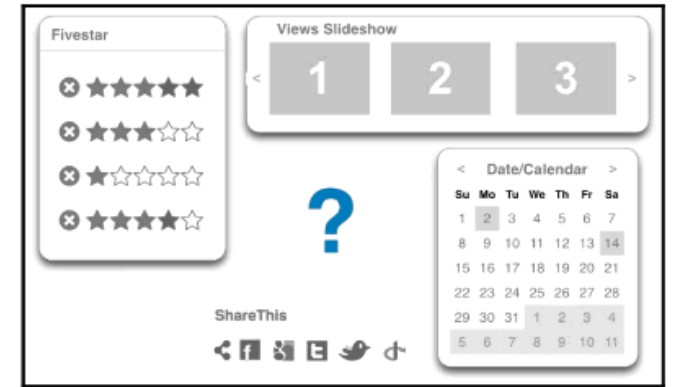
ステップ1 データの構築



ステップ2 レイアウトデザイン



ステップ3 追加するモジュール



パソコンにDrupalの環境をインストール

- Acquia Dev Desktop
- <https://www.acquia.com/downloads>

機能が豊富

Commerceもある

Acquia Dev Desktop

Acquia Dev Desktop allows you to install, test, and build Drupal site Windows PC and optionally host them on either [Acquia Cloud](#) or the developer sandbox. Easily push or pull to synchronize your local site files with any Acquia Cloud environment.

[More details and documentation](#) →

MAC DOWNLOAD

WIN DOWNLOAD

Mar 18, 2016 release

[Dev Desktop v1 and older releases](#)

パソコンにDrupalの環境をインストール

- Bitnami Stacks
- <https://bitnami.com/stack/drupal>

CMSやOSSが豊富
WordPressもある



Drupal [Follow](#)
drupal.org | Open Source

The Bitnami Drupal Stack provides a one-click install solution for Drupal. Download installers and virtual machines, or run your own Drupal server in the cloud.

Drupal is one of the most versatile open source content management systems on the market. Over a thousand developers contributed to the code in the most recent version. Drupal is built for high performance and is scalable to many servers, has easy integration via REST, JSON, SOAP and other formats, and features a whopping 15,000 plugins to extend and customize the application for just about any type of website. You won't feel alone if you use Drupal; the hundreds of thousands of Drupal users around the world have built a very robust community with local meetups and global user conferences.

NEED DRUPAL TRAINING?

We have partnered with [php\[architect\]](#) to offer Developing on Drupal for developers who need to leverage Drupal's extensibility to create powerful content applications. Each student receives 3 free months of Bitnami Cloud hosting!

[Learn more >](#)



[DEMO IN BROWSER](#)

[LAUNCH IN THE CLOUD](#)

LOCAL INSTALL

DOWNLOAD DRUPAL INSTALLER

[bitnami-drupal-8.0.6-0-wind...](#)

Version 8.0.6

[bitnami-drupal-7.43-1-windo...](#)

Version 7.43

OTHER OPTIONS

[All Drupal Installers](#)

[Drupal Virtual Machines](#)

[Drupal Docker Container \(be...](#)

[Help me choose](#)

パソコンにDrupalの環境をインストール

- インストール手順の資料をダウンロード
- <http://cmslabo.org/techinfo>

8月28日(木)	企業向けサイトを作ってみよう	>>ここから
//	Acquia Dev Desktop 2 BetaでDrupal 7を使う方法	 >>ここから

Drupal™

Drupal で企業向けサイトを作ってみよう

Drupal を基礎から学ぶワークショップ

Acquia Dev Desktop 2 Beta のインストール手順


開催日 2014年8月28日(木) 18:30-20:45

- http://cmslabo.org/sites/default/files/doc/workshop/2014/drupal_workshop_2014_0828_acquia_dev_desktop_beta2.pdf

インターネットで24時間だけ無料で使う場合

- Simplytest.me <https://simplytest.me/>

Drupal core と入力し Drupal 8.2.0-rc1 を選択



インターネット上で無料で使う場合 3

- 無料サイトの紹介 <https://www.drupal.org/try-drupal>

Try Drupal

Want to quickly see how Drupal works? These providers can help you try a demo installation of Drupal in 20 minutes or less. If you want to install the free open source Drupal software, try our [Get Started](#) section to walk you through installing Drupal on your own web server.



Spin up a 15 day demo of Drupal 8 in less than 30 seconds. Once satisfied use coupon code drupal8 to receive 10% off our Managed Web Hosting packages.

[Start Free Drupal 8 Trial Now](#)



Drupal 8 is officially here, with lots of exciting new dev changes in store. Start building with Drupal 8 on Acquia Cloud Free and take advantage of Acquia's developer tools to test your code quality, build integrations for your sites with Cloud API's and hooks, and much more.

[Build on Drupal 8 for Free](#)



Drupal 8 is the biggest update in Drupal history, and is now officially supported on Pantheon! Get started building with the latest Drupal on the latest stack.

[Try Drupal 8 for Free](#)



Drupal 8 初めてのホームページ作成 1

- 環境設定 → サイト情報でサイト名、スローガンなど記載
- コンテンツ追加で（記事）を作成し、「フロントページに掲載」、コメントは「クローズド」、メニューリンク作成
- Bookモジュールをアクティブに 管理画面 → コンテンツ コ
ンテンツ追加でBookを書く、「フロントページに掲載」
- コンタクトモジュールを設定 管理画面 → サイト構築
フォームの追加

Drupal 8 初めてのホームページ作成 2

- 管理画面 → サイト構築 → コンタクトフォーム フォームを追加 例え、問合せ一般 とか、受信者には自分のメールアドレス
- メニューで表示 管理画面 → サイト構築 → メニュー → メインナビゲーション → メニューの編集 → リンクの追加
- ブロックの確認 管理画面 → サイト構築 → ブロックレイアウト ブロックを設定 (ブロックを配置、設定、新規追加)
- トップページで確認



コンテンツの作成、編集、写真やドキュメントのアップ

- IMCEモジュールをインストール

<https://www.drupal.org/project/imce>

- 設定 管理画面 -> 環境設定 -> IMCE
- FULL HTMLなどの設定 管理画面 -> 環境設定 -> テキストフォーマットとエディター
- 写真のリンクなど



メニューやブロック、デザインの設定

- メニューの設定、階層化の設定
- ブロックの設定
- ブロック追加でリンクを追加
- ロゴの変更
- デザイン配色などの変更

多言語ページの作成 (Drupal 8)

- 多言語サポートの設定 管理画面 → 機能拡張 → 多言語 をアクティブ



- 多言語サポートの設定 管理画面 → 環境設定 → 地域と言語
- コンテンツの言語
- サイト構築 コンテンツタイプ



スマホ対応デザインテンプレートに変更(Drupal 8)

- Nexus Themeの紹介

<https://www.drupal.org/project/nexus>

Nexus Theme

[View](#) Version control

Posted by [devsaran](#) on September 4, 2013 at 7:06pm

Nexus theme is an elegant and flat responsive Drupal theme design by Devsaran. This theme could easily be used for a blog, small business, portfolio or a variety of other websites. The theme was designed using flat elements for the header, navigation, buttons and more. This sharp design is elegant, modern and functional. The clean elements are easy for users to understand and make navigating your website a pleasure.


Features

- **Responsive, Mobile-Friendly** Theme
- Simple, Minimal and Clean Design
- 1-column and 2-columns layout
- Mobile support (Smartphone, Tablet, Android, iPhone, etc)
- Flex Image Slideshow with Caption (Customizable)
- Multi-level drop-down menus (Multilingual menu)
- **HTML5** & super clean markup
- A total of **12 block regions**
- Drupal standards compliant and Supported standard theme features
- Google Font and nice typography
- Ideal for business, company and portfolio sites
- Detailed CSS rules for Typography, Forms Elements, Node Teaser, Comments, etc.



管理画面 → モジュール → 新しいモジュール
をインストール

管理画面 → テーマ 有効化



便利な拡張モジュール、ディストリビューション、デザインなどの紹介

- 拡張モジュール

https://www.drupal.org/project/project_module

- デザインテンプレート

https://www.drupal.org/project/project_theme

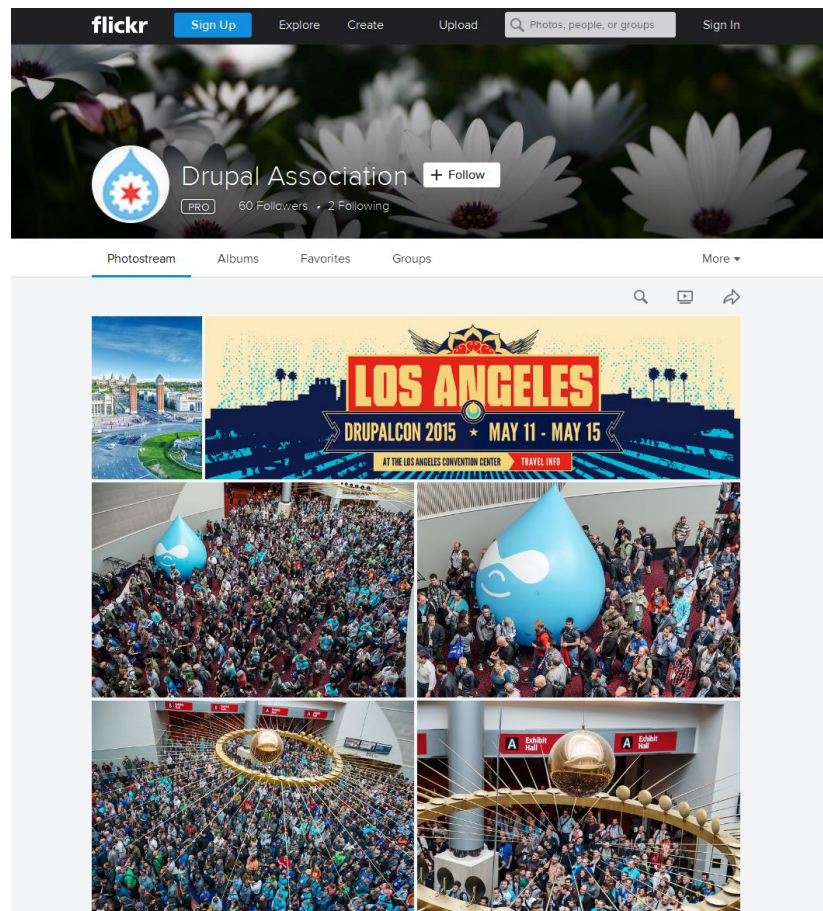
- ディストリビューション

https://www.drupal.org/project/project_distribution

- コア

<https://www.drupal.org/project/drupal>

Drupalコミュニティの紹介



DrupalConの写真

<https://www.flickr.com/photos/drupalassoc/>

2016年5月 DrupalCon New Orleans

<https://www.flickr.com/groups/drupalconmu/mbai2016/>

Drupalコミュニティの紹介

DrupalCon Brussels 2005



Drupal is
growing

By Roland <http://www.flickr.com/photos/roland/53700318>
Attribution 2.0 Generic (CC BY 2.0)

2016年2月 DrupalCon Asia ムンバイ 1025名



詳細は <https://www.flickr.com/groups/drupalconmumbai2016/>

市民活動での事例（英国）

- Open Outreach <https://www.drupal.org/project/openoutreach>
- バーミンガムの自転車活用キャンペーン <http://www.pushbikes.org.uk>

Open Outreach

[View](#) [Version control](#) [Revisions](#)

Posted by [nedjo](#) on *June 19, 2010 at 5:28am*

Open Outreach is a quick and inexpensive way for nonprofits and community organizations to get up and running using Drupal with the web tools they need for effective public engagement.

It includes the latest version of Drupal core and other modules and comes preconfigured with features frequently used by organizations such as events calendars, image and video handling, social media integration, and contact management. If you're a nonprofit having a website built for you, or if you're building a website for a nonprofit, starting with Open Outreach can save you thousands of dollars in development costs as well as a lot of time and work.

Open Outreach is produced by [Chocolate Lily](#) in partnership with [Praxis Labs Coop](#). Chocolate Lily provides [support and Open Outreach site development](#).



市民活動での事例（米国） その1

- コミュニティ機能 + CiviCRM https://www.drupal.org/project/cm_starterkit_moderate
- CMDrupalデモサイト <http://cmdrupal.org/>

Community Media Starter Kit (Moderate)

[View](#) [Version control](#) [Revisions](#)

Posted by [kreynen](#) on March 10, 2012 at 4:37am

This distribution is one of the 3 Community Media Starter Kits maintained by the organizations working collaboratively on [Community Media Drupal](#). The Community Media Starter Kit (Moderate) combines the basic Drupal CMS skills with membership, donation, and event management functionalities of CiviCRM. [Profile Switcher](#) can be used to switch from the Community Media Starter Kit (Easy) to Community Media Starter Kit (Moderate). Trying to configure Community Media Starter Kit (Moderate) without first understanding the modules included in Community Media Starter Kit (Easy) **IS NOT RECOMMENDED**.

Features of Community Media Starter Kit (Moderate):

- [All Features of Community Media Starter Kit \(Easy\)](#)
- Project Based Organization of Shows (Project)
- Social Media Integration ([Social media](#))
- Browser Based Upload of Large Files ([Upload](#))



市民活動での事例（米国） CMD Drupal その2

- Boston Neighborhood Network <https://www.bnntv.org/>



Welcome to the **Boston Neighborhood Network** website where you can get information about our history and the services we provide Boston residents, nonprofit and community-based organizations and the general public. You will find our television channel schedules and many opportunities to participate in our programs and events. You can also sign up to become a member or register for a workshop.

Support BNN: Your support will help us continue our efforts to prepare the next generation of media makers and to give seniors the tools they need to participate in the digital age. Help us build an informed citizenry and ensure Bostonian's First Amendment Rights. We appreciate the generosity of all our supporters and hope you will consider adding your name to our supporter list. [Click to view the complete list of BNN Supporters](#)

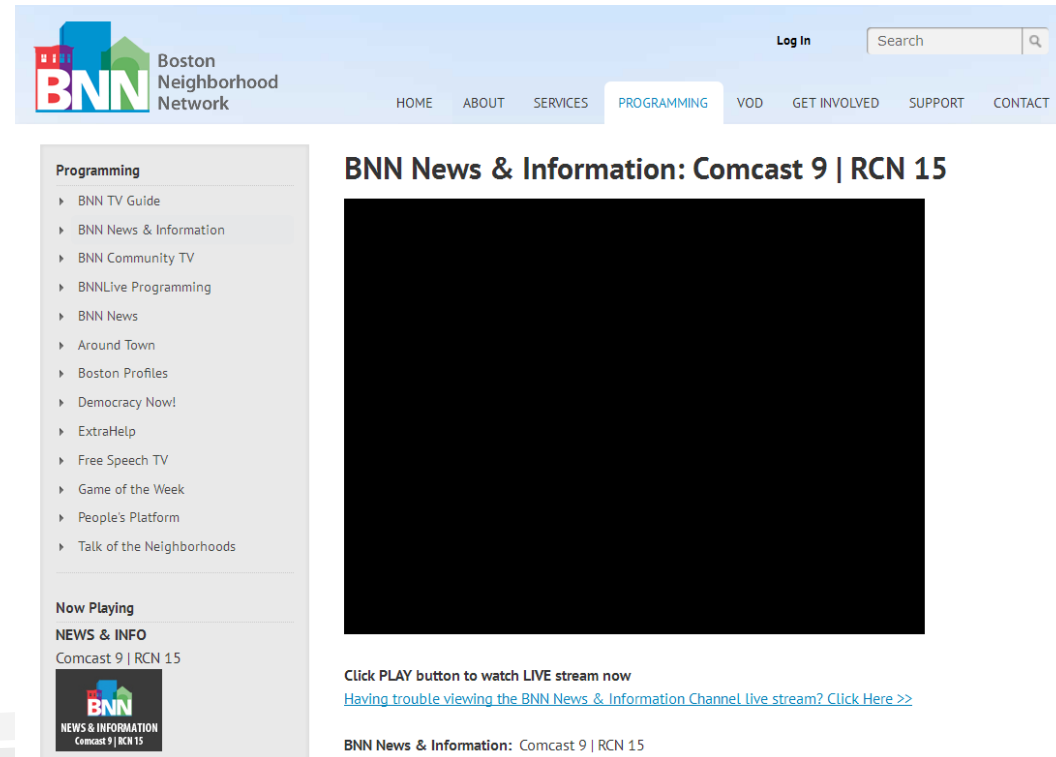
RECENTLY ON BNN:



[Click for more information](#)

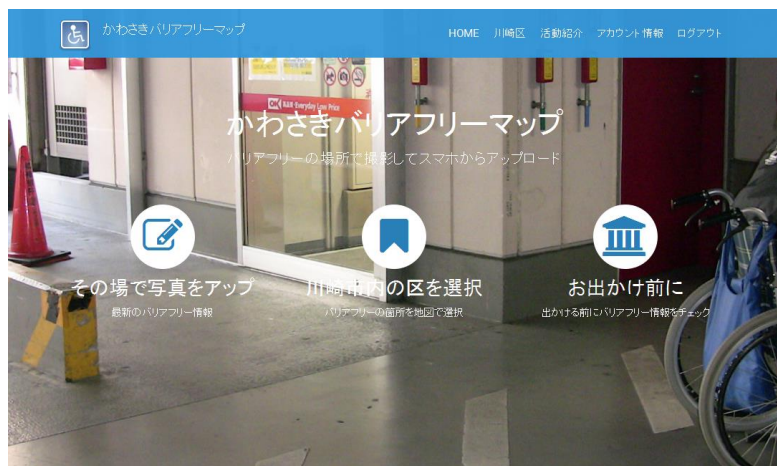
**Help Support BNN
Donate Now!**

Upcoming Workshops



市民活動での事例

- 川崎市内のバリアフリーマップサイト <http://Kawasaki-bf.jp>
- スマートフォンで写真と位置情報をアップ



あなたもバリアフリー情報をアップできます
川崎市内のバリアフリーマップ作成します。

マップ検索

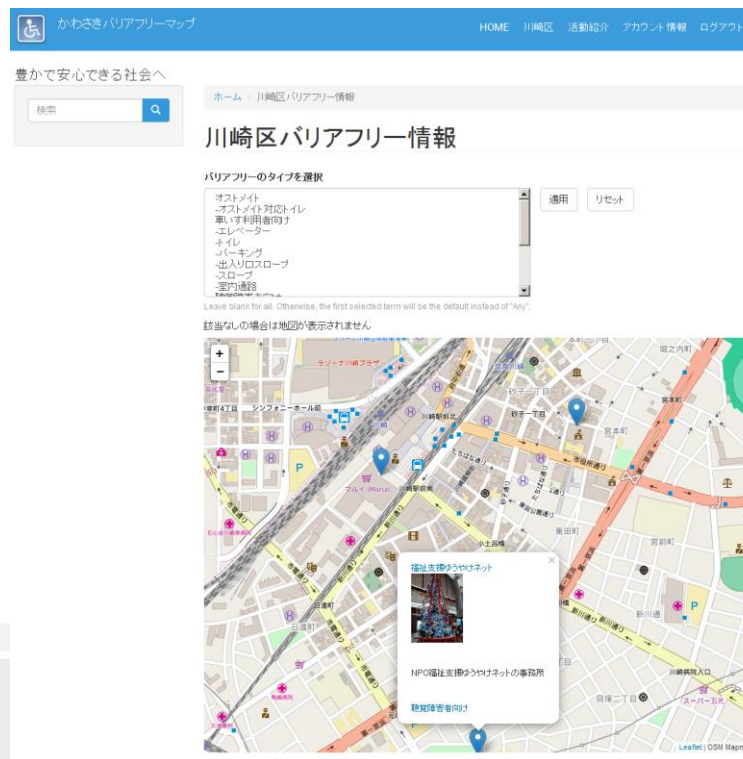
バリアフリーマップの使い方

川崎市内のバリアフリーマップ調査、作成は実業のある特定非営利活動法人NPO福祉支援ゆうけいネットまで。

街のバリアフリーマップを作成
あなたの住んでいる街のバリアフリーマップを作成



スマホ・タブレット対応
パソコン、タブレット、スマートフォンで操作できます



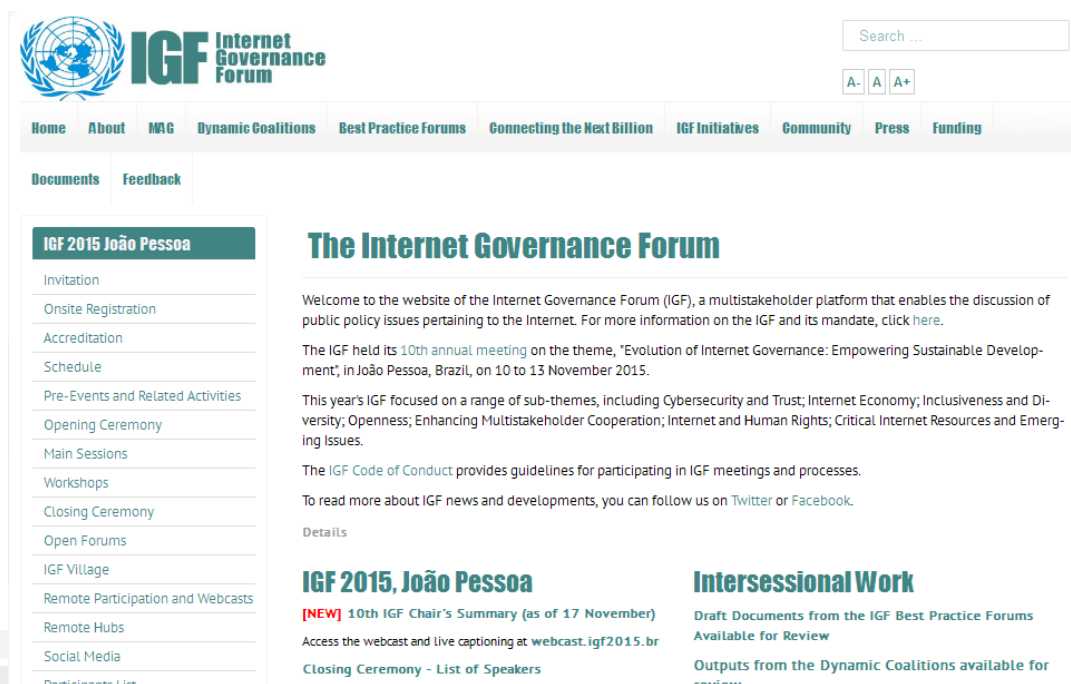


市民活動で便利なDrupal拡張モジュール

- イベント [Conference Organizing Distribution](#)
- カレンダー [Event Calendar](#)
- アンケート、問合せ管理 [Webform](#)
- 会員管理 [Organic groups](#) [OG Workflow](#)
- 寄附 [Commerce Donate](#) [PayPal Donations](#)
- メールングリスト [Mailman Integration](#)

市民活動と情報化

- 市民活動と情報化の話題
- 国連主催インターネット・ガバナンス・フォーラム(IGF)2015



The screenshot shows the official website for the Internet Governance Forum (IGF) 2015 in João Pessoa, Brazil. The page features the IGF logo at the top left, a search bar, and a navigation menu with links to Home, About, MG, Dynamic Coalitions, Best Practice Forums, Connecting the Next Billion, IGF Initiatives, Community, Press, and Funding. Below the navigation menu, there are sections for Documents and Feedback. The main content area is titled "The Internet Governance Forum" and includes a welcome message, information about the 10th annual meeting, and details about the event's focus and activities. A sidebar on the left lists various event-related links such as Invitation, Onsite Registration, Accreditation, Schedule, and more. At the bottom, there are sections for "IGF 2015, João Pessoa" and "Intersessional Work".

www.intgovforum.org/cms/


さくらのクラウド

- Drupalが簡単にインストールできる



<http://cloud.sakura.ad.jp/>





Jcafe市民活動向けクラウドサービス

- Drupalがインストール済で保守サポートが付いている
- Drupal版とCiviCRM版
- 小規模クラス（100名以下） 初期10万円 保守5,000円/月
- それ以上の2種類 初期20万円 保守1万円/月

Googleの非営利団体向けプログラム

- Google for Nonprofitsのご紹介



The screenshot shows the Google for Nonprofits website. At the top, the logo reads "Google for Nonprofits | 非営利団体向けプログラム". Below the logo are navigation links: "ホーム", "サービスについて", "チュートリアル", "ケーススタディ", and "ヘルプ". A main banner features a photograph of three children smiling near a water tap. Overlaid on the banner is the text: "世界を変えようとしているあなたをサポートします。" followed by a paragraph in Japanese explaining the program's benefits and a "プログラムに申し込む" button. Below the banner is a small article snippet about WaterAid using Google Analytics. On the left, there is a section titled "利用可能な Google サービスについて" with a sub-image of children and a "もっと読む" link. On the right, there is a "最新情報" section with two articles: "3 Reasons why Chromebooks might be a good fit for your nonprofit" and "4 Ways to Keep Your Nonprofit Safe & Secure Online", each with a "READ MORE" link.

<https://www.google.com/nonprofits/>



ご質問！

メーリングリストは <https://groups.drupal.org/japan>