



Drupal のデバッグ、権限管理の話題

Drupal をやさしく学ぶ勉強会

開催日 2016 年 4 月 27 日(水) 19:00-21:30

目次

I.	はじめに	2
	Drupal 7 & 8 のコア	
	Drupal 8 のステータス	
	トピックス	
	Drupal Global Training Day April 9 th , 2016	
	便利なツールやシステム	
	デジタルマーケティング資料	
	次回の勉強会	
	なんでも質問コーナー	
II.	今月のモジュール	6
	Features	
III.	Dries さんのブログより	8
	Improving Drupal's content workflow	
IV.	Drupal のデバッグ、権限管理の話題	9
	Testing (D7 and D8)	
	Devel モジュール	
	パッチの適用方法	
	Xdebug 、 Eclipse、 PhpStorm などの話題	
	権限管理について	
	Content Access モジュール	
	FPA モジュール	
	Custom Permissions	
V.	ディスカッション	15
VI.	クレジット、謝辞、ライセンス.....	15
	クレジット	
	謝辞	
	ライセンス	

はじめに

Drupal 7 & 8のコア

4月27日(水) <https://www.drupal.org/project/drupal>

Recommended releases

These are stable, well-tested versions that are actively supported.

Drupal core 8.1.0

Released: Apr 20 2016

The latest minor release includes new features and backwards-compatible API improvements, and is ready for new development and production sites.

Drupal core 7.43

Released: Feb 25 2016

If you need stability and features from the widest variety of contributed modules and themes, this is the version for you.

Drupal 8のステータス

4月27日(水) Drupal 8について、 <https://www.drupal.org/drupal-8.0/get-involved>



3月29日(火)



トピックス

DrupalCon New Orleans <https://events.drupal.org/neworleans2016>

チケットプレゼント情報



News and Updates

Sessions, Training Opportunities Announced for DrupalCon New Orleans

It's a big day for DrupalCon New Orleans attendees: sessions, training opportunities, and scholarships and grants have been finalized! We're pleased to announce the lineup of learning, sharing, and networking opportunities for DrupalCon North America attendees this May.

[VIEW MORE UPDATES](#)

Get Notified

DrupalCon will be here before you know it. Sign up to have the latest DrupalCon news and information delivered straight to your inbox!

[SIGN UP](#)

Tourism and Story Marketing Promotion by Digital Traveler

hodota

[Add to my schedule](#)

Digital Traveler is a concept of tourism web application with Drupal 8, which integrates rooms module and other tourism related modules, and Destination Management System(DMS).

Time:

05/10/2016 - 14:15-05/10/2016 - 15:15

Also at marketing promotion, Story marketing activities will become attractive element for digital travelers with smartphone.

Room:

287

Tourism is global business market and we would like to connect each other by Drupal Tourism business.

Discussion is

What is DMS

How to develop tourism application

Why Story marketing for tourism

Digital Traveler concept

etc...

The best method of project management for Drupal & Drupal in Japan

Masami

[Add to my schedule](#)

We've done many Drupal projects in Japan.

Now we're feeling difficulty in managing Drupal projects.

We think Agile Project Management fits for Drupal.

But sometimes it doesn't work well.

How are you managing your Drupal project?

Let's discuss about the Drupal project management.

Also we want to talk about "Drupal in Japan".

We want to share some problems about Drupal in Japan with you.

Time:

05/10/2016 - 13:00-05/10/2016 - 14:00

Room:

287

Drupal Global Training Day April 9th, 2016

Global Training Days - April 2016 Summary <https://assoc.drupal.org/blog/lizzjoy/global-training-days-april-2016-summary>

Drupal Global Training Day 2016年4月9日

無料です！ Drupal 8を自分のノートPCにインストールし、基本操作から簡単なページを作ったり、デザインテンプレートを変更したりできるようになります。

今回はDrupal 8の多言語機能、モバイル対応、コンテンツタイプ機能などを実際に体験していただける教材を用意します。

CMSでホームページを作ってみたい方、興味のある方、ぜひ、ご参加下さい。

参加費用無料！ PDF資料ダウンロード(準備中)




Global Training Days
Drupal™ ASSOCIATION

20 名以上の参加者がありました。ありがとうございました。当日の WiFi ルーターが一つしかなく、ご迷惑をおかけしました。また、当日のアンケートサイトは、Drupal Association 側のシステムトラブルで送信できなかったこと、お詫び申し上げます。 次回は 9 月 10 日(土)を予定。

便利なツールやシステム

さまざま Drupal のコアや拡張モジュール、テーマ、ディストリビューションなどを無料で 30 分間、AWS クラウドで体験できます。 <http://simplytest.me/>



デジタルマーケティング資料

サントリー訪日客に困らないお店 ブルドッグソースのとんかつ情報サイト

Tokyo Tonkatsu <http://tonkatsu.bulldog.jp/>

キュービー会員制交流サイト <http://dining.kewpie.co.jp/top.php>

次回の勉強会

5 月 23 日（月）午後 7 時～ 横浜 かながわ県民センター [「Drupal 8 Theming with Twig」を読みながら](#)

5 月 30 日（月）午後 7 時～ 中央区人形町区民館 3 号室 パフォーマンス、セキュリティ、チューニングなど
勉強会のテーマについて、ご希望をご連絡下さい。皆様のご要望にお応えできるように努力します。

なんでも質問コーナー

Drupal や CMS、クラウドなど、ご質問をお受けいたします。

今月のモジュール

Features

Features モジュールは、Drupal 内の機能やデータを移行、バックアップし、データ管理が容易になります。

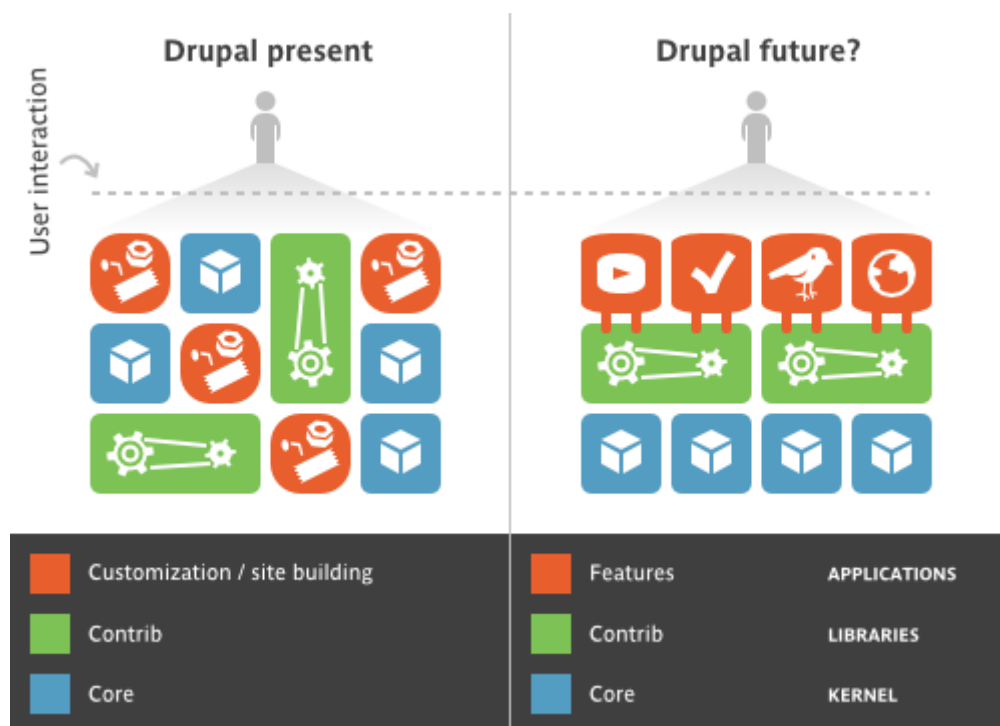
<https://www.drupal.org/project/features>

主な機能の紹介 [Bundling site settings using Features](#)

Drupal 8 での Features <https://www.drupal.org/node/2404427>

<https://simplytest.me/> サイトでハンズオン

概念



操作画面

COMPONENTS

Expand each component section and select which items should be included in this feature export.

Filter Clear ☐ Select all

▶ **CONTENT TYPES** (node)

▶ **CONTEXT** (context)

▶ **DEPENDENCIES** (dependencies)

☒ Chaos tools ☒ Features ☒ Image ☒ Node Reference ☒ Taxonomy ☐ Remote Images

▶ **FIELDGROUP** (field_group)

▶ **FIELDS** (field)

☒ node-article-body ☒ node-article-field_tags ☒ node-article-field_image
☒ node-article-field_summary ☒ node-article-field_reference

▶ **IMAGE STYLES** (image)

▶ **LANGUAGES** (language)

▶ **MENU LINKS** (menu_links)

▶ **MENUS** (menu_custom)

▶ **PERMISSIONS** (user_permission)

▶ **ROLES** (user_role)

▶ **STRONGARM** (variable)

▶ **TAXONOMY** (taxonomy)

☒ Tags

▶ **TEXT FORMATS** (filter)

▶ **VIEWS** (views_view)

LEGEND

Normal Changed Auto detected Conflict

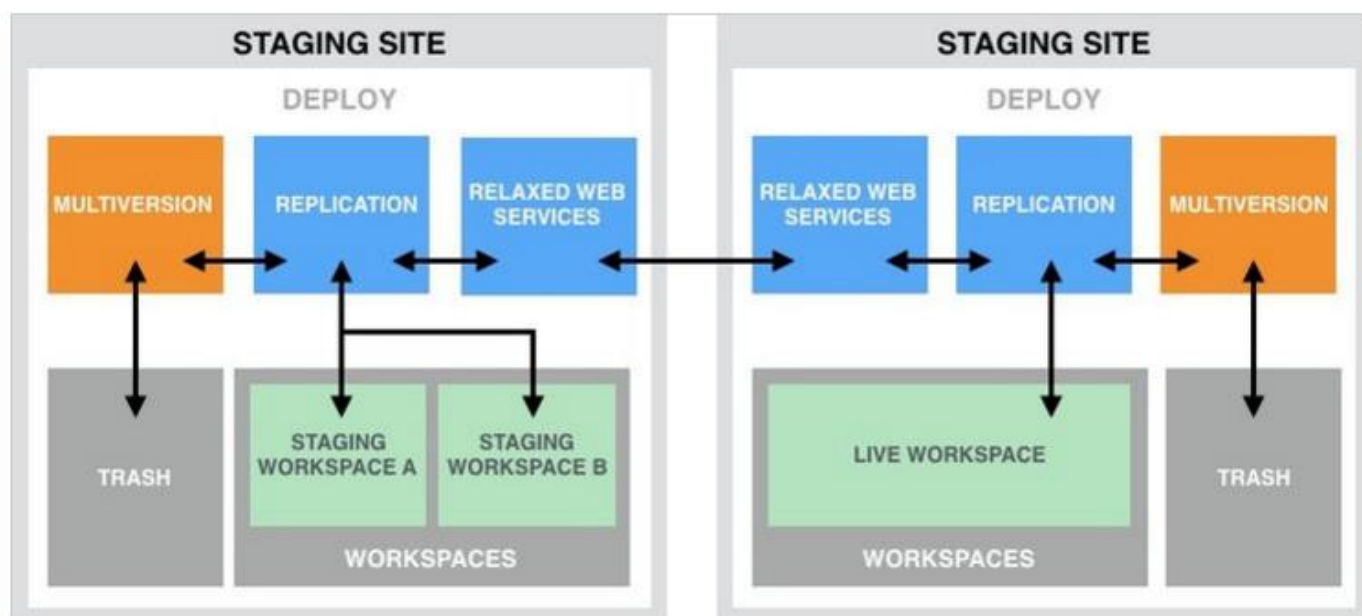
ビデオチュートリアル

Youtube でのビデオチュートリアル <https://youtu.be/P874hgjn5xI>

Acquia チュートリアル <https://www.acquia.com/resources/webinars/drupal-7-tutorial-features-module>

Improving Drupal's content workflow

At DrupalCon Mumbai I sat down for several hours with the Drupal team at Pfizer to understand the work they have been doing on improving Drupal content management features. They built a set of foundational modules that help advance Drupal's content workflow capabilities; from content staging, to multi-site content staging, to better auditability, offline support, and several key user experience improvements like full-site preview, and more. In this post, I want to point a spotlight on some of Pfizer's modules, and kick-off an initial discussion around the usefulness of including some of these features in core.



Drupal のデバッグ、権限管理の話題

Drupal での開発・デバッグ環境について、英文の説明資料を読みながら学びます。

英文資料 <https://www.drupal.org/documentation/develop>

Community Documentation

[Community Docs Home](#)

[Develop for Drupal](#)

[Theming Guide](#)

[Glossary](#)

[Contribute to I](#)

Last updated January 3, 2016. Created on March 31, 2001.

Edited by [Michelle](#), [qavaibhav](#), [guitarbound2015](#), [reendeer](#). [Log in to edit this page](#).

Want to develop for a Drupal? You are on the right page.

The links below will help you set up an [environment for developing Drupal](#). You will also find support for creating and testing modules using frameworks like SimpleTest. Guidelines for writing SQL queries in Drupal are also available.

- ▶ [Setting up a development environment](#)
- ▶ [Module developer's guide](#)
- ▶ [Working with the Drupal API](#)
- [Basic Directory Structure of a Drupal 7 Project](#)
- ▶ [Testing \(D7 and D8\) / SimpleTest \(D6\)](#)
- ▶ [Using Composer in a Drupal project](#)
- ▶ [Drupal's implementation of PHPUnit](#)
- ▶ [Standards, security and best practices](#)
- ▶ [User interface standards](#)
- ▶ [Developing installation profiles and distributions](#)
- ▶ [Guidelines for SQL](#)

[Setting up a development environment >](#)

Testing (D7 and D8)

<https://www.drupal.org/simpletest>

Testing (D7 and D8) / SimpleTest (D6)

[View](#) [Edit](#) [Revisions](#)

Last updated December 28, 2015. Created on August 25, 2005.

Edited by [no_angel](#), [rhm5000](#), [rfegade](#), [drupalshrek](#). You can [edit this page](#), too.

SimpleTest is Drupal's custom testing framework. During the Drupal 7 development cycle SimpleTest has become an integral part of the workflow, and it has been moved into core as the Testing module. It has significantly enhanced the way core is developed and made it possible to make major API enhancements with confidence. In Drupal 6, it is known as the [SimpleTest module](#) and it lives in the contributed repository.

“ Drupal 7 HEAD is much more stable than any release we [have] ever had. -[chx](#)

Drupal 7 has seen major benefits from embracing the testing framework.

Tests in Drupal core are usually one of three types:

- **Functional tests** are most common. They create a fresh database installation and specifically create data for the test in the database and then make assertions based on expected results.
- **Unit tests** work without a database installation in the backend and are useful for isolated functions that don't make assumptions about the larger system.
- **Upgrade tests** use a database dump from an earlier version of Drupal and import that to run `update.php` and then check assertions.

Devel モジュール

ダウンロード <https://www.drupal.org/project/devel> ハンズオン

Devel

[View](#) [Version control](#) [Revisions](#) [Automated Testing](#)

Posted by [moshe weitzman](#) on September 29, 2003 at 1:44am

For Drupal 8, the query log has been moved to the webprofiler module which is now its own module within this project.

A suite of modules containing fun for module developers and themers ...

Devel

- Helper functions for Drupal developers and inquisitive admins.
- Enable the included Kint submodule as for pretty print of variables. `kint($array)` function is provided, which pretty prints arrays. Useful during development. Similarly, a `ddebug_backtrace()` is offered.
- much more. [See this helpful demo page](#).

Generate content

Devel Bonus モジュール https://www.drupal.org/project/devel_bonus

パッチの適用方法

Patches <https://www.drupal.org/patch>

Patches

[View](#) [Edit](#) [Revisions](#)

Last updated January 16, 2016.

This section explains how to help by finding issues to work on, creating and submitting patches.

Finding issues to work on

Most issues are solved by developers that have a need to have them solved, because they are affected by the issue or they are the maintainer and help to keep their module up to date. Some developers also pick an issue of their liking and start developing and submitting a patch. The following links are collections of such issues to work on:


<http://drupal.org/project/issues>
<http://drupal.org/patch/spotlight>

Applying patches <https://www.drupal.org/patch/apply>

Applying patches

[View](#) [Edit](#) [Revisions](#)

Last updated March 12, 2016.

 This information deals with applying patches without git. For information on using git to apply patches, please see the [git patch contributor guide](#). For more generic information about patches, please see the [Patch](#) section of the Getting Involved Guide.

Applying patches, modifying files according to instructions in the patch file, is the domain of patch programs. There are many different programs with this functionality, some stand-alone (patch), some integrated in IDEs (Eclipse, XCode).

Linux サーバーでのパッチコマンド

パッチファイルを、該当する modules/ へ保存し、patch コマンドで `patch < ./パッチファイル.patch` を実行。

Xdebug、Eclipse、PhpStorm などの話題

今回は省略となります

権限管理について

公開されたコンテンツを読む	<input type="checkbox"/>	<input checked="" type="checkbox"/>	<input checked="" type="checkbox"/>	<input checked="" type="checkbox"/>	<input checked="" type="checkbox"/>
自分の非掲載コンテンツを表示	<input type="checkbox"/>	<input type="checkbox"/>	<input type="checkbox"/>	<input checked="" type="checkbox"/>	<input checked="" type="checkbox"/>
コンテンツのリビジョンを表示	<input type="checkbox"/>	<input type="checkbox"/>	<input type="checkbox"/>	<input checked="" type="checkbox"/>	<input checked="" type="checkbox"/>
以前のリビジョンに復帰	<input type="checkbox"/>	<input type="checkbox"/>	<input type="checkbox"/>	<input checked="" type="checkbox"/>	<input checked="" type="checkbox"/>
コンテンツのリビジョンを削除	<input type="checkbox"/>	<input type="checkbox"/>	<input type="checkbox"/>	<input checked="" type="checkbox"/>	<input checked="" type="checkbox"/>
ブログエントリー: 新しいコンテンツを作成	<input type="checkbox"/>	<input type="checkbox"/>	<input type="checkbox"/>	<input checked="" type="checkbox"/>	<input type="checkbox"/>
ブログエントリー: 自身が作成したコンテンツの編集	<input type="checkbox"/>	<input type="checkbox"/>	<input type="checkbox"/>	<input checked="" type="checkbox"/>	<input type="checkbox"/>
任意のコンテンツを編集	<input type="checkbox"/>	<input type="checkbox"/>	<input type="checkbox"/>	<input checked="" type="checkbox"/>	<input type="checkbox"/>
ブログエントリー: 自身が作成したコンテンツを削除	<input type="checkbox"/>	<input type="checkbox"/>	<input type="checkbox"/>	<input checked="" type="checkbox"/>	<input type="checkbox"/>
任意のコンテンツを削除	<input type="checkbox"/>	<input type="checkbox"/>	<input type="checkbox"/>	<input checked="" type="checkbox"/>	<input type="checkbox"/>
Webform report: 新しいコンテンツを作成	<input type="checkbox"/>	<input type="checkbox"/>	<input type="checkbox"/>	<input type="checkbox"/>	<input type="checkbox"/>

Permission Drupal 7 説明

<https://www.drupal.org/node/1096972>

Permissions (Drupal 7)

[View](#) [Edit](#) [Revisions](#)

Last updated November 1, 2011. Created on March 18, 2011.

Edited by [agentrickard](#), [Pisco](#), [Ayesh](#), [croryx](#). You can [edit this page](#), too.

After enabling the module, go to *Administration > People > Permissions* (<http://example.com/admin/people/permissions>) to configure the module's permissions.

Module Permissions

The Domain Access module has the following permissions:

Administer domain records and settings

This permission allows users to create and manage domain records and settings.

Access inactive domains

Image A: Domain access settings on user profile edit page (assigned domains)

Roles

☒ Authenticated user

☒ Administrator

Domain Access * **1**

☐ one.example.com

☐ two.example.com

☐ three.example.com

☐ four.example.com

Select the affiliate domain(s) for this user

☐ Editor for all affiliates **2**

Make this user an editor on all domains.

Save

1. Module: domain**Image B: Domain module permissions UI****Content Access モジュール**

ダウンロード https://www.drupal.org/project/content_access

Content Access

View Version control Revisions Automated Testing

Posted by [fago](#) on May 18, 2007 at 5:31am

What is Content Access?

Yet another content access module.

This module allows you to manage permissions for content types by role and author. It allows you to specify custom view, edit and delete permissions for each content type. Optionally you can enable per content access settings, so you can customize the access for each content node.

EDIT DOMAIN ACCESS CONTROL SETTINGS

Note: Roles users need at least the content access permission to be able to modify any way with content. Furthermore, only that content which is not published is visible in a different way by Drupal for non-administrators. To further restrict access with the domain access module.

View any content	View own content	Edit any content	Edit own content
<input checked="" type="checkbox"/> authenticated user	<input checked="" type="checkbox"/> authenticated user	<input checked="" type="checkbox"/> authenticated user	<input checked="" type="checkbox"/> authenticated user
<input checked="" type="checkbox"/> editor	<input checked="" type="checkbox"/> editor	<input checked="" type="checkbox"/> editor	<input checked="" type="checkbox"/> editor
<input checked="" type="checkbox"/> administrator	<input checked="" type="checkbox"/> administrator	<input checked="" type="checkbox"/> administrator	<input checked="" type="checkbox"/> administrator

Manage any content	Manage own content
<input checked="" type="checkbox"/> authenticated user	<input checked="" type="checkbox"/> authenticated user
<input checked="" type="checkbox"/> administrator	<input checked="" type="checkbox"/> administrator

PER CONTENT NODE ACCESS CONTROL SETTINGS

Optionally you can customize content node access control settings of published content. A note: for this content access settings appear only during content creation. Furthermore, configure permission to access these settings at the [permissions](#) page.

☒ Enable per-content node access control settings.

REFERENCES

[Help: content node access control](#)

For more information on content access control, see the [help page](#). For more information on content access control, see the [help page](#).

ダウンロード <https://www.drupal.org/project/fpa>

Fast Permissions Administration

[View](#) [Version control](#) [Revisions](#) [Automated Testing](#)

Posted by [corey.aufang](#) on March 3, 2010 at 7:28am

This module is here to alleviate frustration when trying to manage permissions in Drupal. By providing a better permissions interface hopefully a few innocent keyboards and mice can be saved.

For Drupal 8 (7.x-2.x)

Right now this module has a working Drupal 8 development version, it has all the basic functionality that the Drupal 7 version has:

- Filtering
- Quick module filter
- System name filtering
- Bulk changes
- Reset changes
- Change indicators*



Custom Permissions

ダウンロード https://www.drupal.org/project/config_perms

Custom Permissions

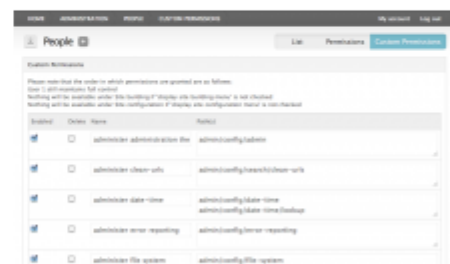
[View](#) [Version control](#) [Revisions](#) [Automated Testing](#)

Posted by [Docc](#) on February 14, 2009 at 1:15am

This very light-weight module allows additional permissions to be created and managed through a administration form. It uses the menu access system to allow or dissalow access to it.

On the administration page a user is able to create a permission with name and path(s).

These permissions can then be assigned to roles on the permissions page.



ディスカッション

Drupal、WordPress、オープンソースコミュニティ、CMS などの質疑応答

クレジット、謝辞、ライセンス

クレジット

このマニュアル作者は、Gennai3 株式会社の程田和義です。

お問合せ 電子メール hodota@gennai3.co.jp 電話 044-220-1588

謝辞

本マニュアル作成は、主に以下のサイトを参考にしました。心より感謝いたします。

出典： Drupal.org simplytest.me

ライセンス

Drupal は Dries Buytaert による登録商標です。その他本マニュアルで使われている製品および名称については、それぞれの所有者の商標または登録商標です。